

CADIZ CITY, NEGROS OCCIDENTAL - HSWG Partner Reporting Recovery Shelter Activities (as of 06-OCT-2014)

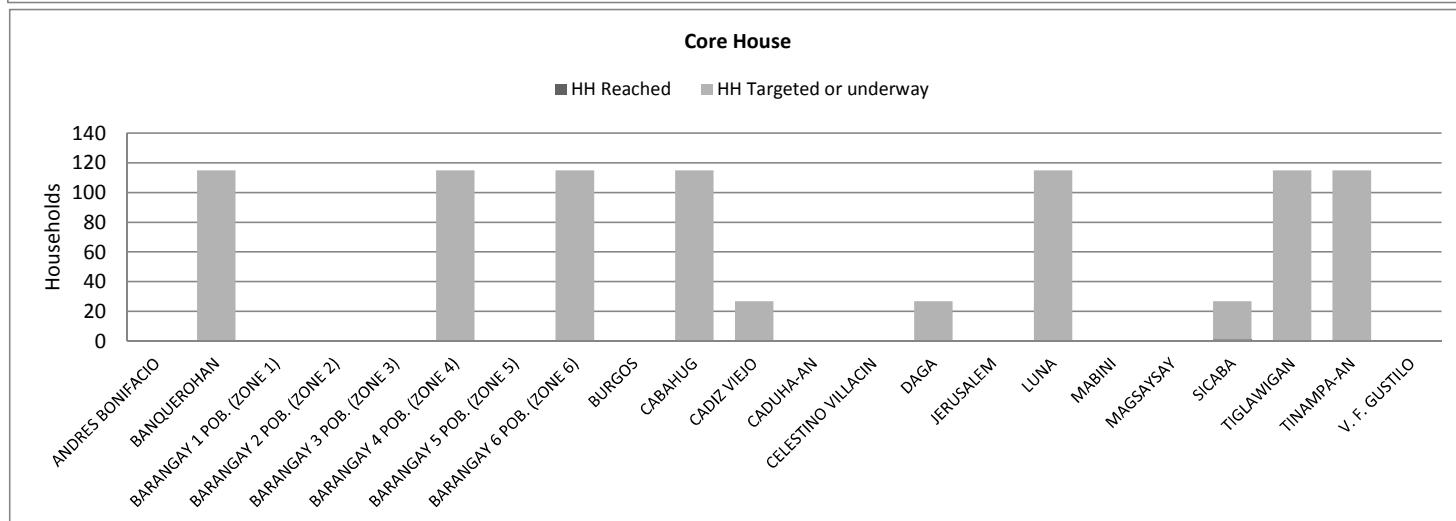
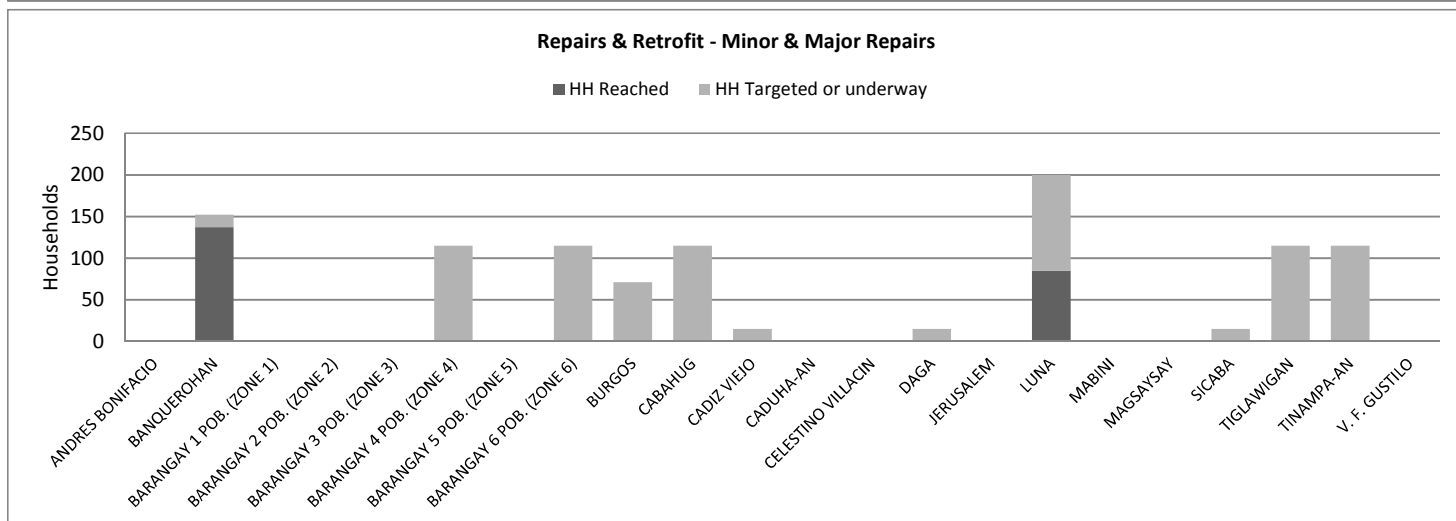
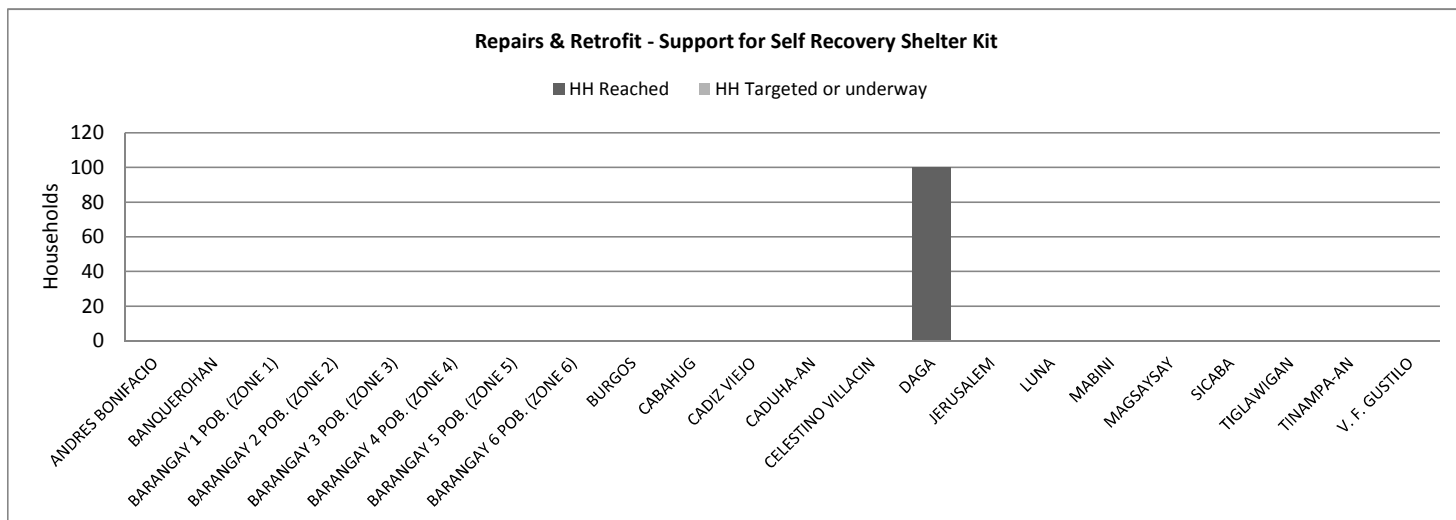
The graphs shown below represent the sum of households who have received (HH reached) or who will receive (HH targeted or underway) recovery shelter support by HSWG partner agencies. Numbers reached are those reported to the HSWG by 6th October 2014. Household number do not represent the total needs by Barangay - for this, consult with relevant Barangay or Municipality. PLEASE NOTE - scale differs in each graph.

For explanation of intervention types, please see Shelter Cluster Recovery guidelines:

<https://www.sheltercluster.org/Asia/Philippines/Typhoon%20Haiyan%202013/Documents/Recovery%20Shelter%20Guidelines.pdf>

The full data set of HSWG data can be found here:

<https://www.sheltercluster.org/Asia/Philippines/Typhoon%20Haiyan%202013/Documents/20141003%20HSWG%20Database%20for%20website.xlsx>





CADIZ CITY - HSWG Partner reporting

Recovery Shelter activities (as of 06-OCT-2014)

Interventions By AGENCIES

The data shown below represent the sum of households who have received (HH reached) or who will receive (HH targeted or underway) recovery shelter support by HSWG partner agencies. Numbers reached are those reported to the HSWG by 6th October 2014. The full data set of HSWG data can be found here:

<https://www.sheltercluster.org/Asia/Philippines/Typhoon%20Haiyan%202013/Documents/20141003%20HSWG%20Database%20for%20website.xlsb>

Agency	Temporary Shelter		Repairs & Retrofit		Core House		Permanent House		Total HH Reached	Total HH Targeted
	HH Reached	HH Targeted	HH Reached	HH Targeted	HH Reached	HH Targeted	HH Reached	HH Targeted		
Amity Volunteer Fire Brigade			100	100					100	100
Citizens' Disaster Response Center			322	393					322	393
IOM					0	0			0	0
Tearfund			0	750	1	886			1	1,636
Grand Total			422	1,243	1	886			423	2,129



CADIZ CITY - HSWG Partner reporting

Recovery Shelter activities (as of 06-OCT-2014)

Interventions By BARANGAYS

The data shown below represent the sum of households who have received (HH reached) or who will receive (HH targeted or underway) recovery shelter support by HSWG partner agencies. Numbers reached are those reported to the HSWG by 6th October 2014. The full data set of HSWG data can be found [here](https://www.sheltercluster.org/Asia/Philippines/Typhoon%20Haiyan%202013/Documents/20141003%20HSWG%20Database%20for%20website.xlsx):

<https://www.sheltercluster.org/Asia/Philippines/Typhoon%20Haiyan%202013/Documents/20141003%20HSWG%20Database%20for%20website.xlsx>

	Temporary Shelter		Repairs & Retrofit		Core House		Permanent House		Total HH Reached	Total HH Target
Barangay	HH Reached	HH Target	HH Reached	HH Target	HH Reached	HH Target	HH Reached	HH Target		
ANDRES BONIFACIO										
BANQUEROHAN			137	152	0	115			137	267
BARANGAY 1 POB. (ZONE 1)										
BARANGAY 2 POB. (ZONE 2)										
BARANGAY 3 POB. (ZONE 3)										
BARANGAY 4 POB. (ZONE 4)			0	115	0	115			0	230
BARANGAY 5 POB. (ZONE 5)										
BARANGAY 6 POB. (ZONE 6)			0	115	0	115			0	230
BURGOS			0	71					0	71
CABAHUG			0	115	0	115			0	230
CADIZ VIEJO			0	15	0	27			0	42
CADUHA-AN										
CELESTINO VILLACIN										
DAGA			100	115	0	27			100	142
JERUSALEM										
LUNA			85	200	0	115			85	315
MABINI										
MAGSAYSAY										
SICABA			0	15	1	27			1	42
TIGLAWIGAN			0	115	0	115			0	230
TINAMPA-AN			0	115	0	115			0	230
V. F. GUSTILO										
(blank)			100	100					100	100
Grand Total			422	1,243	1	886			423	2,129



CADIZ CITY - HSWG Partner reporting

Recovery Shelter activities (as of 06-OCT-2014)
Interventions By BARANGAYS & AGENCIES

The data shown below represent the sum of households who have received (HH reached) or who will receive (HH targeted or underway) recovery shelter support by HSWG partner agencies. Numbers reached are those reported to the HSWG by 6th October 2014. The full data set of HSWG data can be found here:

<https://www.sheltercluster.org/Asia/Philippines/Typhoon%20Haiyan%202013/Documents/20141003%20HSWG%20Database%20for%20website.xlsx>

Barangays & Agency	Temporary Shelter		Repairs & Retrofit		Core House		Permanent House		Total HH Reached	Total HH Target
	HH Reached	HH Target	HH Reached	HH Target	HH Reached	HH Target	HH Reached	HH Target		
ANDRES BONIFACIO										
BANQUEROHAN			137	152	0	115			137	267
Citizens' Disaster Response Center			137	137					137	137
Tearfund			0	15	0	115			0	130
BARANGAY 1 POB. (ZONE 1)										
BARANGAY 2 POB. (ZONE 2)										
BARANGAY 3 POB. (ZONE 3)										
BARANGAY 4 POB. (ZONE 4)			0	115	0	115			0	230
Tearfund			0	115	0	115			0	230
BARANGAY 5 POB. (ZONE 5)										
BARANGAY 6 POB. (ZONE 6)			0	115	0	115			0	230
Tearfund			0	115	0	115			0	230
BURGOS			0	71					0	71
Citizens' Disaster Response Center			0	71					0	71
CABAHUG			0	115	0	115			0	230
Tearfund			0	115	0	115			0	230
CADIZ VIEJO			0	15	0	27			0	42
Tearfund			0	15	0	27			0	42
CADUHA-AN										
CELESTINO VILLACIN										
DAGA			100	115	0	27			100	142
Citizens' Disaster Response Center			100	100					100	100
Tearfund			0	15	0	27			0	42
JERUSALEM										
LUNA			85	200	0	115			85	315
Citizens' Disaster Response Center			85	85					85	85
IOM					0	0			0	0
Tearfund			0	115	0	115			0	230
MABINI										
MAGSAYSAY										
SICABA			0	15	1	27			1	42
Tearfund			0	15	1	27			1	42
TIGLAWIGAN			0	115	0	115			0	230
Tearfund			0	115	0	115			0	230
TINAMPA-AN			0	115	0	115			0	230
Tearfund			0	115	0	115			0	230
V. F. GUSTILO										
(blank)			100	100					100	100
Amity Volunteer Fire Brigade			100	100					100	100
Grand Total			422	1,243	1	886			423	2,129